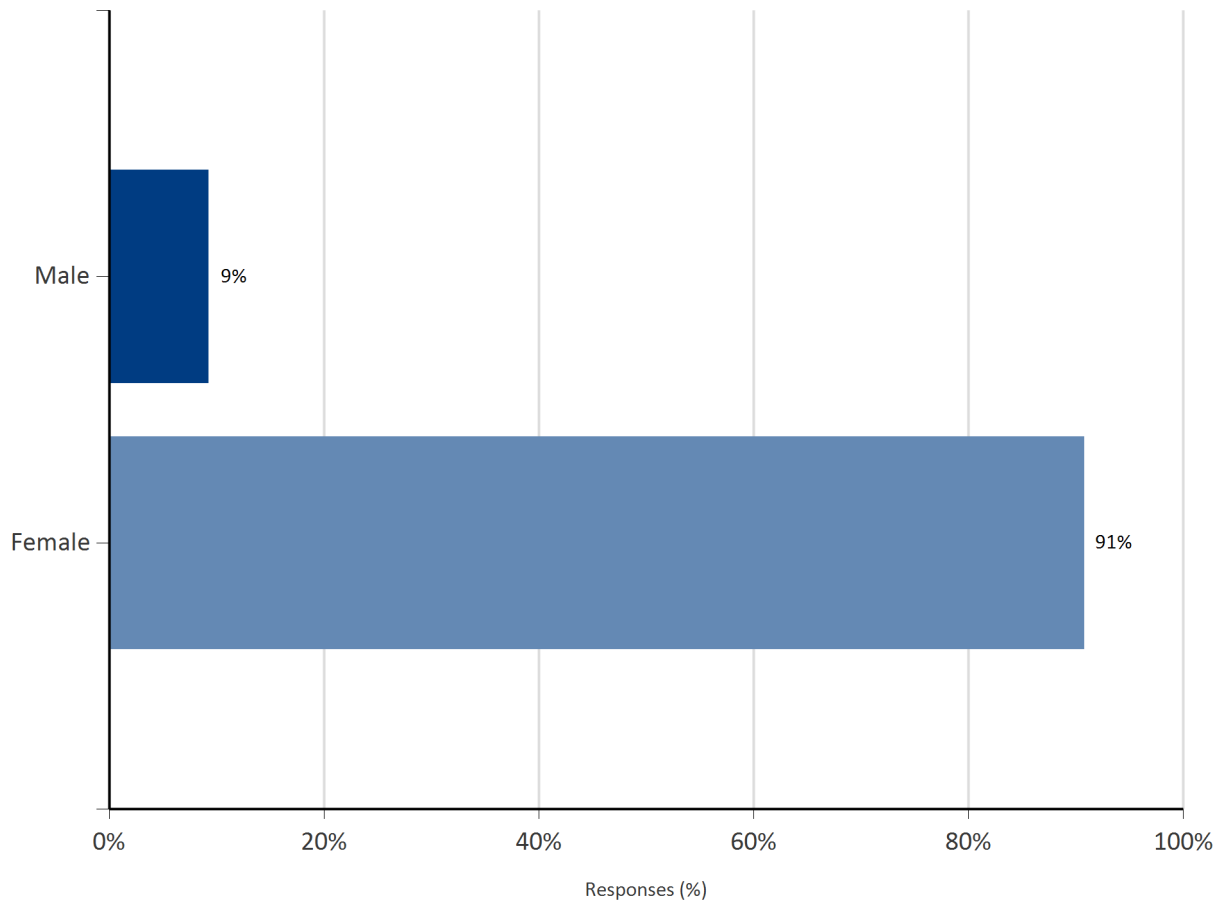


School Survey

Overview

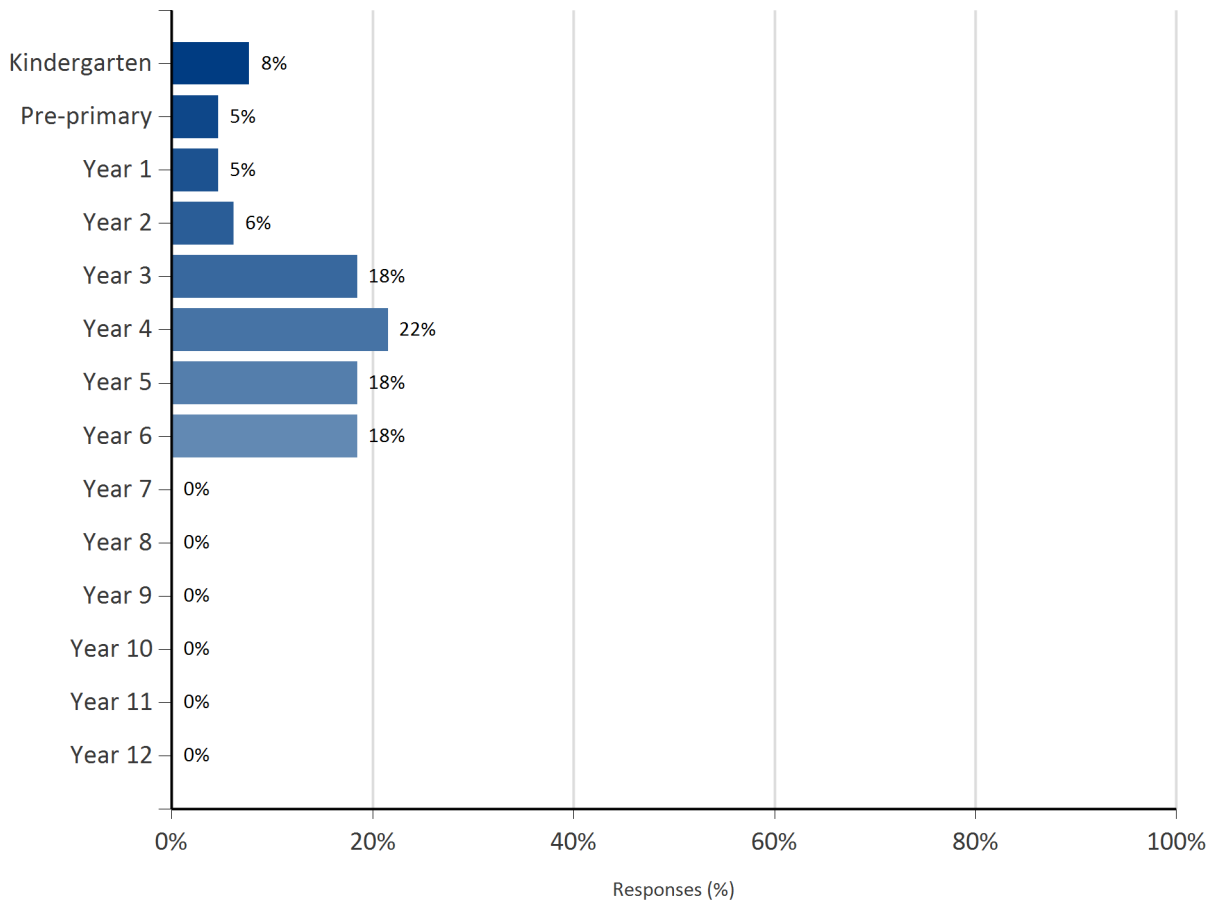
Survey title	Parent Survey Craigie Heights PS 18
Report title	Distribution - single
Organisation name	Craigie Heights Primary School
Generation time & date	2:46PM - 16 May 2018
Generated by	Jen Graffin
Distribution name	Parent Survey Craigie Heights PS 18 - 12/03/2018 2:34 PM
School year	2018
Num of online responses	65
Num of manual responses	0

1 . Are you male or female?



	Male		Female	
	Num	%	Num	%
Number	6	9%	59	91%

2 . What is the Year level of the child you are considering when you answer this survey?

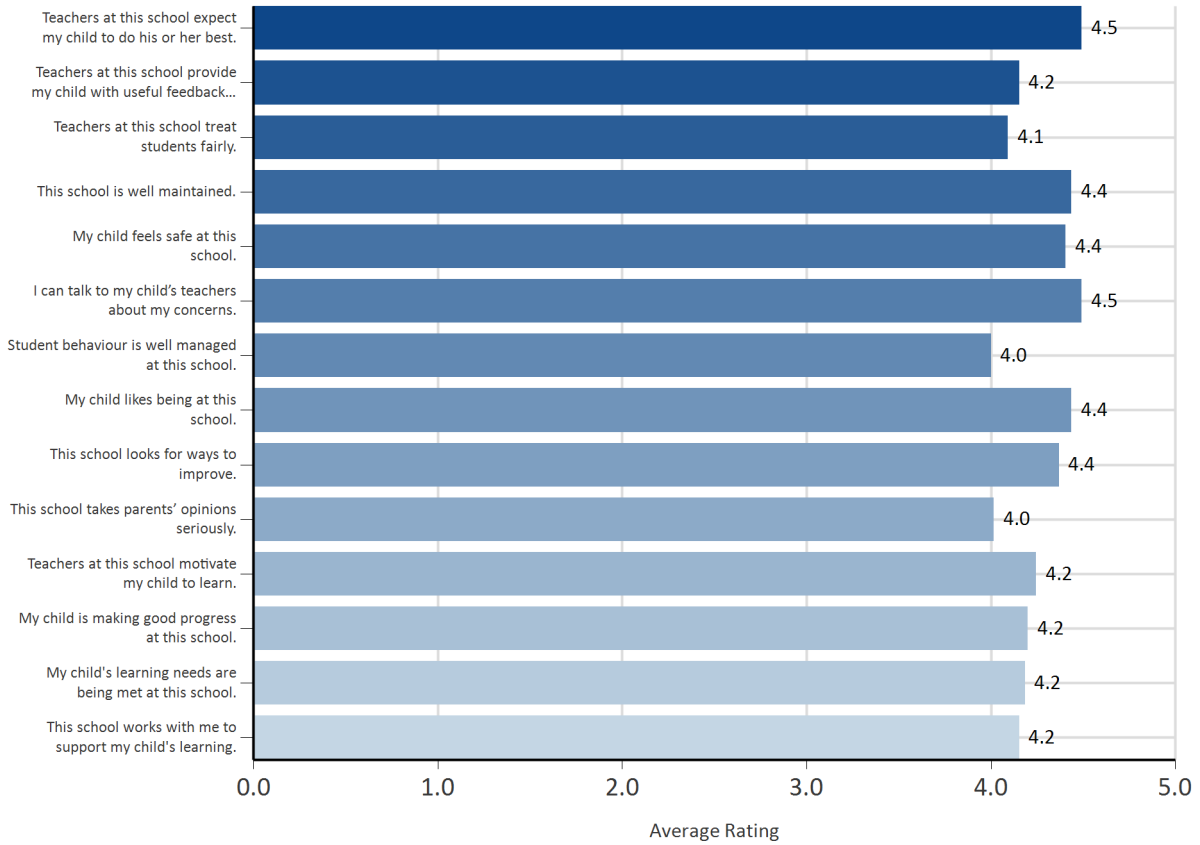


	Kindergarten		Pre-primary		Year 1		Year 2		Year 3		Year 4		Year 5	
	Num	%	Num	%	Num	%	Num	%	Num	%	Num	%	Num	%
Number	5	8%	3	5%	3	5%	4	6%	12	18%	14	22%	12	18%

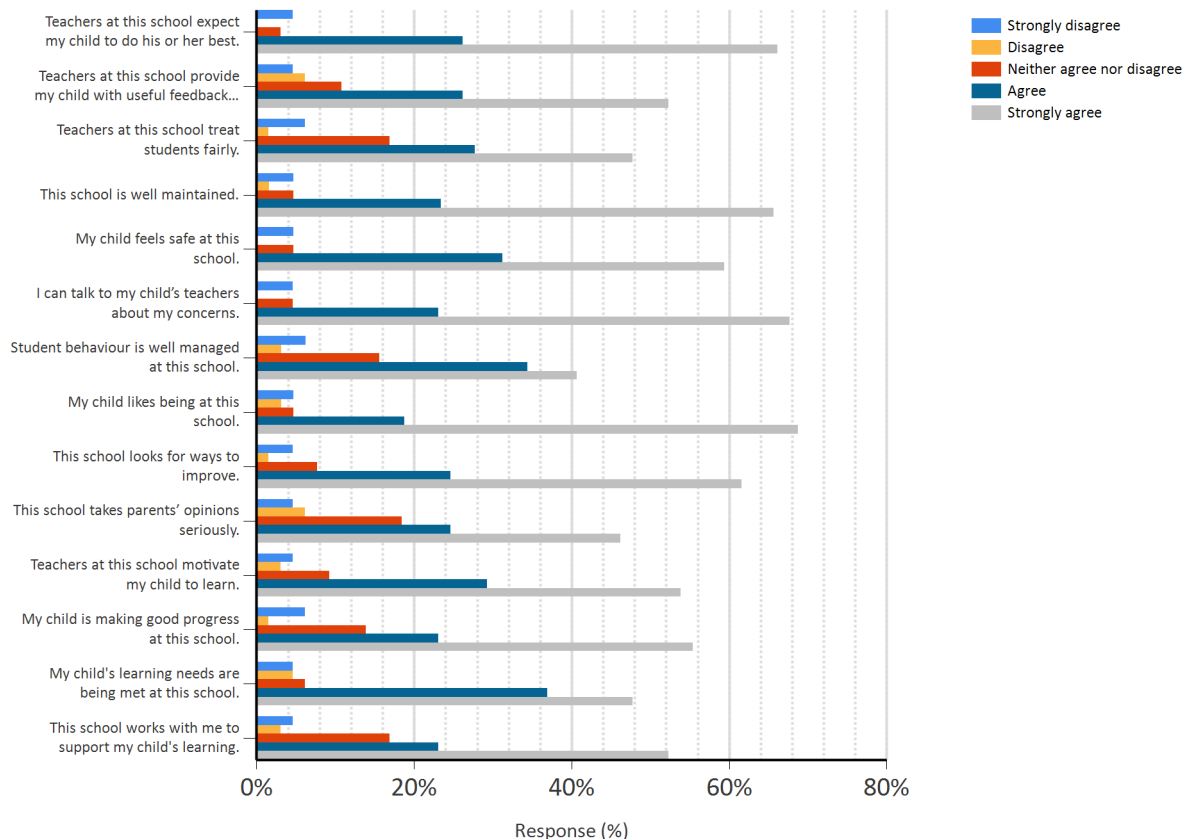
	Year 6		Year 7		Year 8		Year 9		Year 10		Year 11		Year 12	
	Num	%	Num	%	Num	%	Num	%	Num	%	Num	%	Num	%
Number	12	18%	-	-	-	-	-	-	-	-	-	-	-	-

3 . Please rate the items below

Rating	Score
Strongly agree	5
Agree	4
Neither agree nor disagree	3
Disagree	2
Strongly disagree	1



Parent Survey Craigie Heights PS 18



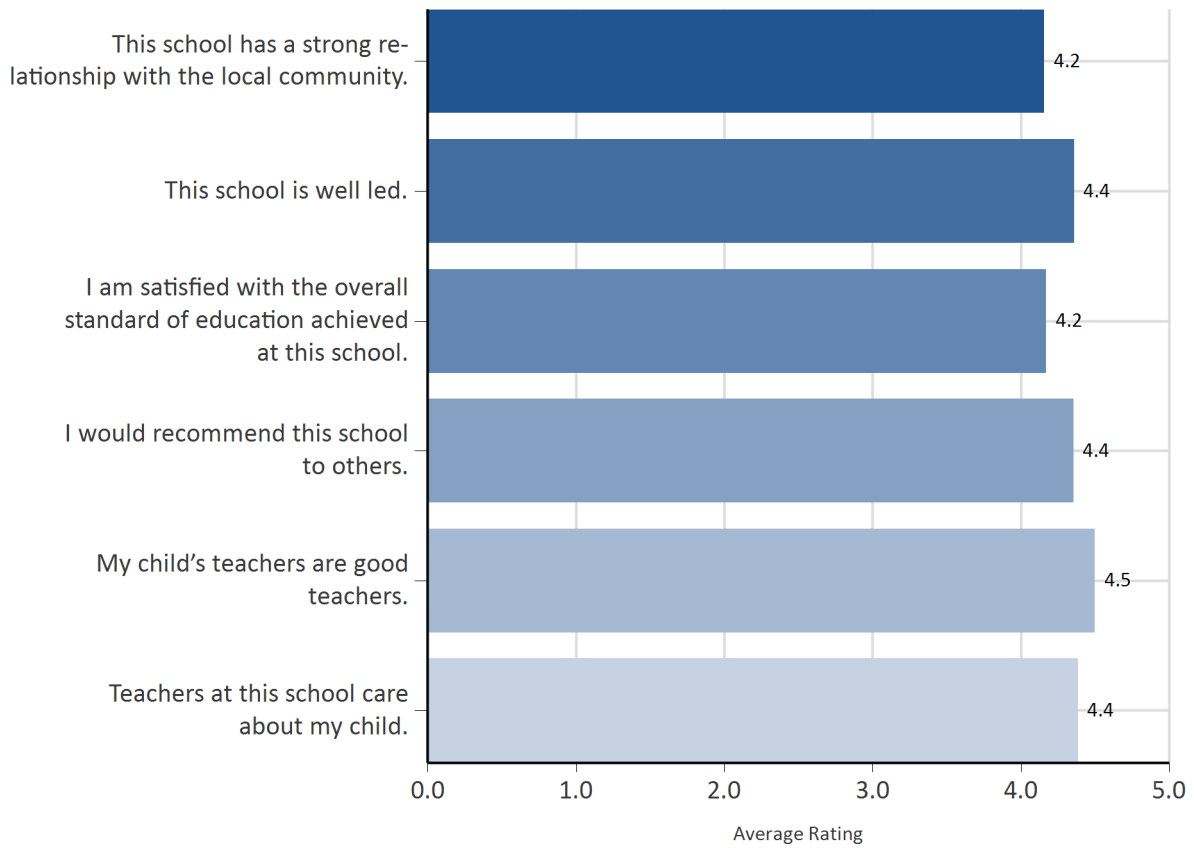
	Strongly disagree		Disagree		Neither agree nor disagree		Agree		Strongly agree	
	Num	%	Num	%	Num	%	Num	%	Num	%
Teachers at this school expect my child to do his or her best.	3	5%	-	-	2	3%	17	26%	43	66%
Teachers at this school provide my child with useful feedback about his or her school work.	3	5%	4	6%	7	11%	17	26%	34	52%
Teachers at this school treat students fairly.	4	6%	1	2%	11	17%	18	28%	31	48%
This school is well maintained.	3	5%	1	2%	3	5%	15	23%	42	66%
My child feels safe at this school.	3	5%	-	-	3	5%	20	31%	38	59%
I can talk to my child's teachers about my concerns.	3	5%	-	-	3	5%	15	23%	44	68%
Student behaviour is well managed at this school.	4	6%	2	3%	10	16%	22	34%	26	41%
My child likes being at this school.	3	5%	2	3%	3	5%	12	19%	44	69%
This school looks for ways to improve.	3	5%	1	2%	5	8%	16	25%	40	62%
This school takes parents' opinions seriously.	3	5%	4	6%	12	18%	16	25%	30	46%
Teachers at this school motivate my child to learn.	3	5%	2	3%	6	9%	19	29%	35	54%

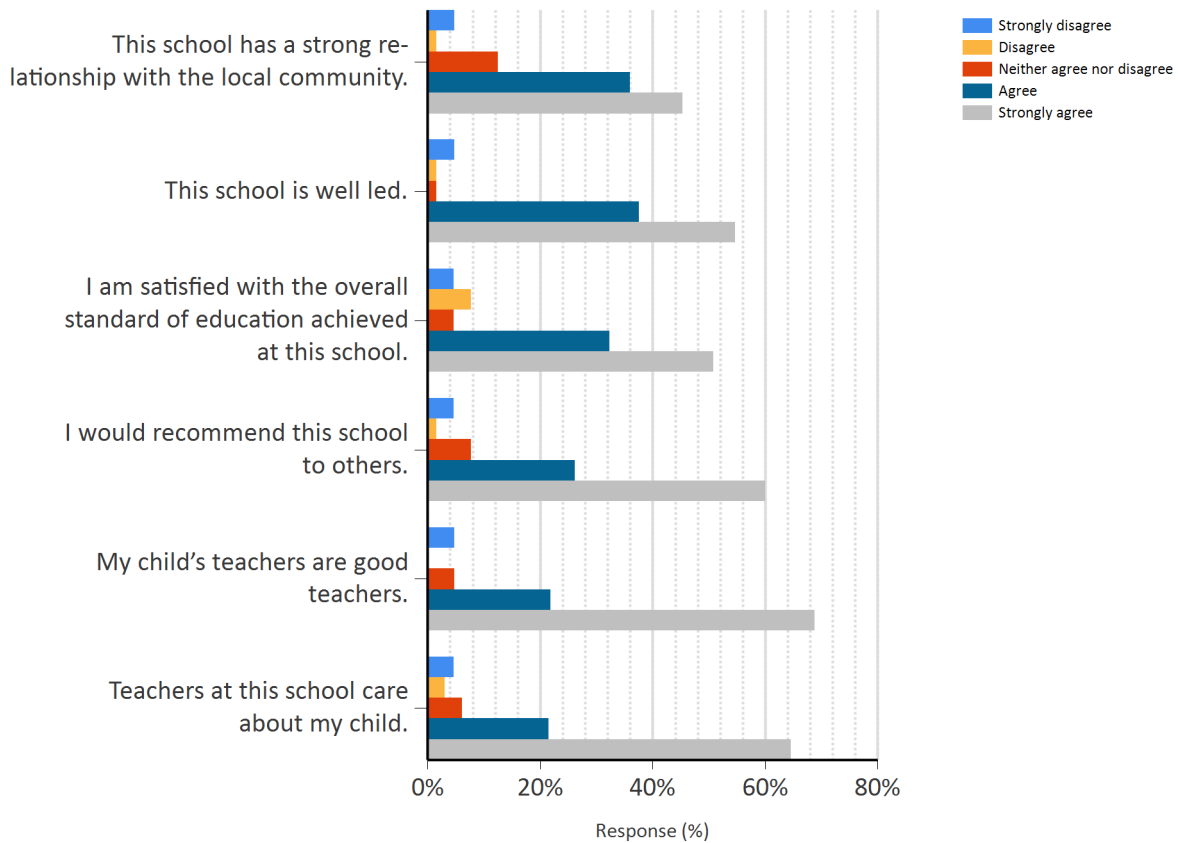
Parent Survey Craigie Heights PS 18

My child is making good progress at this school.	4	6%	1	2%	9	14%	15	23%	36	55%
My child's learning needs are being met at this school.	3	5%	3	5%	4	6%	24	37%	31	48%
This school works with me to support my child's learning.	3	5%	2	3%	11	17%	15	23%	34	52%

4 . Please rate the items below.

Rating	Score
Strongly agree	5
Agree	4
Neither agree nor disagree	3
Disagree	2
Strongly disagree	1





	Strongly disagree		Disagree		Neither agree nor disagree		Agree		Strongly agree	
	Num	%	Num	%	Num	%	Num	%	Num	%
This school has a strong relationship with the local community.	3	5%	1	2%	8	13%	23	36%	29	45%
This school is well led.	3	5%	1	2%	1	2%	24	38%	35	55%
I am satisfied with the overall standard of education achieved at this school.	3	5%	5	8%	3	5%	21	32%	33	51%
I would recommend this school to others.	3	5%	1	2%	5	8%	17	26%	39	60%
My child's teachers are good teachers.	3	5%	-	-	3	5%	14	22%	44	69%
Teachers at this school care about my child.	3	5%	2	3%	4	6%	14	22%	42	65%